

TRAVIS COUNTY ESD #3 BOARD MEETING

TABLE OF CONTENTS

May 19, 2025

1. Agenda	page 1
2. Minutes from April 28, 2025	pages 2 - 3
3. Treasurer's Report	pages 4 - 14
4. Payments over \$2,000	page 15
5. Sales Tax Statistics	pages 16 - 24
6. Chief's Monthly Status Report	pages 25 - 28

NOTICE IS HEREBY GIVEN that the Board of Emergency Services Commissioners of Travis County Emergency Services District No. 3 (TCESD3) will hold a regular and publicized meeting at 7:00 p.m. on Monday, May 19, 2025, in the Community Room of TCESD3 Station 302 located at 4111 Barton Creek Blvd., Austin, Travis County, Texas. The subject of and matters to be considered at said meeting include, among other business, the following:

1. Call to order.
2. Proof of quorum.
3. General visitor communications: Receive comments from visitors.
4. Review and approve the minutes of April 28, 2025, regular meeting of the District.
5. Review and approval of the Treasurers' monthly report for April 2025.
6. Approve payments over \$2,000 from April 24 to May 16, 2025.
7. Review of Sales Tax Statistics
8. Review of Chief's Monthly Status Reports
 1. Significant incident runs;
 2. Statistics;
 3. Special Project Updates
9. Other Business:
 1. Report on any ESDCC activities. Announcement of the next ESDCC meeting dates.
 2. Commissioner Announcements (no action will be taken on any such announcements).
10. Announcement of future meeting dates of the Board of ESD 03 Commissioners.
11. Under Texas Government Code 555.072 (Deliberations about Real Property), the Board will call for a CLOSED MEETING
12. Adjourn

By: _____ Herb Holloway, Business Manager

NOTE: The Board of Emergency Services Commissioners reserves the right to adjourn into Closed Meeting at any time during the course of this meeting to discuss any of the agenda items listed above as authorized by Texas Government Code, Section 551.071 (Consultation with Attorney), 551.072 (Deliberations about Real Property), 551.073 (Deliberations about Gifts and Donations), 551.074 (Personnel Matters), and 551.076 (Deliberations about Security Devices) or other applicable law. Travis County Emergency Services District Number 3 is committed to compliance with the Americans with Disabilities Act. Reasonable modification and equal access to communications will be provided upon request. Please call the District Administrative Office at 288-5534 for information. Hearing impaired or speech disabled persons equipped with telecommunication devices for the deaf may call the statewide Relay Program at 1-800-735-2988 or by dialing '711'. Visitor Communications are regular agenda items at monthly meetings of the Board of Emergency Services Commissioners of Travis County Emergency Services District Number 3. Visitors who wish to speak under Visitor's Communications must sign up before the meeting is called to order. Each person, organization or group wishing to address the Board will be allowed a maximum of three (3) minutes to speak on items on the agenda or other business of the District. Speakers may register in person at the posted location of the meeting, starting 30 minutes prior to the start of the meeting and using the form provided. The speaker will give his/her name, address, organizational affiliation, if any, and indicate the subject he/she intends to address. The Board welcomes citizen comment on any issue, but the Open Meetings Act prohibits any board action on issues not posted on the agenda. The District reserves the right to terminate any presentation by a speaker if it is disruptive of the good conduct of the meeting, or is in violation of law.

The undersigned affirms and states that he posted or caused to be posted a true and correct copy of the foregoing notice at a place convenient to the public at the Travis County ESD3 Administrative Office, 4111 Barton Creek Boulevard, Travis County, Texas, a location within said Travis County Emergency Services District Number 3 at _____ .M. on May 15, 2025.

By: _____ Herb Holloway, Business Manager

Minutes of Travis County Emergency Services District #3

April 28, 2025

Attached to and incorporated into these minutes is a copy of the official agenda for the April 28, 2025 meeting.

Under Agenda Item 1 & 2: Commissioner President Edd New called the Travis County Emergency Services District #3 (TCESD# 3, the District) Board of Commissioners' regular meeting to order at 7:00 p.m. A quorum was established with Commissioners John Villanacci, David Detwiler, Carroll Knight, and Matt Escobedo in attendance. Fire department personnel present at the meeting included: Chief Wittig, Assistant Chief Ramsdell, Business Manager Herb Holloway, and Firefighters Torres and Lyngaas.

Under Agenda Item 3: No announcements were made.

Under Agenda Item 4: The minutes of the March 24, 2025 Regular meeting were reviewed. Commissioner Villanacci moved to approve. Commissioner Detwiler seconded the motion, which was carried unanimously.

Under Agenda Item 5: The Treasurers Report ending March 2025 was reviewed. Commissioner Escobedo moved to approve. Commissioner Detwiler seconded the motion, which was carried unanimously.

Under Agenda Item 6: Checks over \$2,000 from March 21st to April 24, 2025 were reviewed. Commissioner Knight moved to approve. Commissioner Villanacci seconded the motion, which was carried unanimously.

Under Agenda Item 7: The Investment Officer's Report for March 2025 was reviewed. Commissioner Villanacci moved to approve. Commissioner Escobedo seconded the motion, which was carried unanimously.

Under Agenda Item 8: Chief Wittig presented the Sales Tax reports.

Under Agenda Item 9: Assistant Chief Ramsdell presented the Monthly Status Report

Under Agenda Item 10: No comments

Under Agenda Item 11: It was announced that the next REGULAR Board meetings of TCESD #3 would be held on May 19, June 23, and July 28, 2025 at Station 302.

Under Agenda Item 12: President New called a closed meeting under Texas Government Code 555.072 (Deliberations about Real Property) at 7:49 p.m. The Closed Meeting was reopened into the Regular Meeting at 8:35 p.m. Mr. New reported no actions were taken during the closed meeting.

Under Agenda Item 13: Meeting was adjourned at 8:36 p.m.

NOTICE IS HEREBY GIVEN that the Board of Emergency Services Commissioners of Travis County Emergency Services District No. 3 (TCESD3) will hold a regular and publicized meeting at 7:00 p.m. on Monday, April 28, 2025, in the Community Room of TCESD3 Station 302 located at 4111 Barton Creek Blvd., Austin, Travis County, Texas. The subject of and matters to be considered at said meeting include, among other business, the following:

1. Call to order.
2. Proof of quorum.
3. General visitor communications: Receive comments from visitors.
4. Review and approve the minutes of March 24, 2025, regular meeting of the District.
5. Review and approval of the Treasurers' monthly report for March 2025.
6. Approve payments over \$2,000 from March 20 to April 24, 2025.
7. Review and approve Investment Officers Quarterly Report
8. Review of Sales Tax Statistics
9. Review of Chief's Monthly Status Reports
 1. Significant incident runs;
 2. Statistics;
 3. Special Project Updates
10. Other Business:
 1. Report on any ESDCC activities. Announcement of the next ESDCC meeting dates.
 2. Commissioner Announcements (no action will be taken on any such announcements).
11. Announcement of future meeting dates of the Board of ESD 03 Commissioners.
12. Under Texas Government Code 555.072 (Deliberations about Real Property), the Board will call for a CLOSED MEETING
13. Adjourn

By: _____ Herb Holloway, Business Manager

NOTE: The Board of Emergency Services Commissioners reserves the right to adjourn into Closed Meeting at any time during the course of this meeting to discuss any of the agenda items listed above as authorized by Texas Government Code, Section 551.071 (Consultation with Attorney), 551.072 (Deliberations about Real Property), 551.073 (Deliberations about Gifts and Donations), 551.074 (Personnel Matters), and 551.076 (Deliberations about Security Devices) or other applicable law. Travis County Emergency Services District Number 3 is committed to compliance with the Americans with Disabilities Act. Reasonable modification and equal access to communications will be provided upon request. Please call the District Administrative Office at 288-5534 for information. Hearing impaired or speech disabled persons equipped with telecommunication devices for the deaf may call the statewide Relay Program at 1-800-735-2988 or by dialing '711'. Visitor Communications are regular agenda items at monthly meetings of the Board of Emergency Services Commissioners of Travis County Emergency Services District Number 3. Visitors who wish to speak under Visitor's Communications must sign up before the meeting is called to order. Each person, organization or group wishing to address the Board will be allowed a maximum of three (3) minutes to speak on items on the agenda or other business of the District. Speakers may register in person at the posted location of the meeting, starting 30 minutes prior to the start of the meeting and using the form provided. The speaker will give his/her name, address, organizational affiliation, if any, and indicate the subject he/she intends to address. The Board welcomes citizen comment on any issue, but the Open Meetings Act prohibits any board action on issues not posted on the agenda. The District reserves the right to terminate any presentation by a speaker if it is disruptive of the good conduct of the meeting, or is in violation of law.

The undersigned affirms and states that he posted or caused to be posted a true and correct copy of the foregoing notice at a place convenient to the public at the Travis County ESD3 Administrative Office, 4111 Barton Creek Boulevard, Travis County, Texas, a location within said Travis County Emergency Services District Number 3 at _____ .M. on April 24, 2025.

By: _____ Herb Holloway, Business Manager

NOTES TO THE FINANCIAL STATEMENTS

- 1) Balance Sheet – Cash position is holding at \$3 million over last year. Sales Tax collections of \$650,000 per month going forward until December 2025 would allow for a cash position of \$21,000,000 to hold steady.
- 2) Wells Fargo CD's that mature will continue to roll into the WF Advisors-Cash Sweep account which now has a balance of \$777,805.
- 3) Revenue & Expense – April 2025 only. Interest income was \$54 thousand higher than last year. Sales Tax collections were \$75 thousand less than last year. There was a large TIFMAS reimbursement of \$193 thousand in April. Human Resources were \$105 thousand higher due to overtime and staffing.
- 4) Revenue & Expense Year to Date has a \$1,645,606 Total Revenue higher than last year. Net Revenue of \$3,103,911 corresponds to the increase in cash position compared to last year.
- 5) Budget vs. Actual for the seven months is tracking positive on nearly all accounts.
- 6) Checks over \$2,000 are all self-explanatory.

Travis County ESD#3
Balance Sheet Prev Year Comparison
As of April 30, 2025

	Apr 30, 25	Apr 30, 24	\$ Change
ASSETS			
Current Assets			
Checking/Savings			
112 - Charles Swab - Cash Sweep	2,182.85	0.00	2,182.85
113 - Treasury Bills - RESERVE	6,206,647.99	3,001,860.00	3,204,787.99
110 - WF ADVISORS - Cash Sweep	777,805.93	65,489.05	712,316.88
100 WF Money Market 8960	3,725,828.08	4,381,017.19	-655,189.11
102 WF Checking Plus 8760	196,898.61	329,433.45	-132,534.84
103 WF RESERVE Savings 7928	814,340.34	807,275.29	7,065.05
104 WF General CDs	1,205,000.00	1,470,000.00	-265,000.00
105 WF RESERVE CDs	715,000.00	980,000.00	-265,000.00
107 WF 2005 & 2013 Bond Debt	113,530.19	112,545.23	984.96
108 TexPool Investment 001	6,715,578.49	6,398,970.74	316,607.75
109 TexPool RESERVE 002	686,028.84	653,685.72	32,343.12
115 Petty Cash	145.00	145.00	0.00
Total Checking/Savings	21,158,986.32	18,200,421.67	2,958,564.65
Accounts Receivable			
125 Accounts Receivable	42,147.55	35,217.35	6,930.20
Total Accounts Receivable	42,147.55	35,217.35	6,930.20
Other Current Assets			
Accounts Receivable - Audit	16,083.00	0.00	16,083.00
Deferred Inflow	-15,482.00	0.00	-15,482.00
Due from Gen. Fund to Debt Serv	0.00	9,592.00	-9,592.00
123 - Sales Tax Receivable	965,682.56	1,045,090.82	-79,408.26
1021 Texas Compt. Reserve Acct	8,943.42	10,413.09	-1,469.67
120 A/R Property Taxes 1yr +	147,209.15	88,448.18	58,760.97
121 Allowance for Doubtful A/Cs	-22,081.00	-10,051.00	-12,030.00
131 - Prepaid Expenses	292,254.35	0.00	292,254.35
Total Other Current Assets	1,392,609.48	1,143,493.09	249,116.39
Total Current Assets	22,593,743.35	19,379,132.11	3,214,611.24
Fixed Assets			
Land and Land Improvements	1,350,661.00	1,350,661.00	0.00
Fire Trucks and Vehicles	3,630,794.70	3,630,794.70	0.00
Office and Other Equipment	1,135,763.42	827,920.42	307,843.00
Buildings	7,367,126.73	7,196,899.73	170,227.00
Accumulated Depreciation	-5,730,768.15	-5,175,324.15	-555,444.00
Total Fixed Assets	7,753,577.70	7,830,951.70	-77,374.00
TOTAL ASSETS	30,347,321.05	27,210,083.81	3,137,237.24

Travis County ESD#3
Balance Sheet Prev Year Comparison
As of April 30, 2025

	Apr 30, 25	Apr 30, 24	\$ Change
LIABILITIES & EQUITY			
Liabilities			
Current Liabilities			
Other Current Liabilities			
Accounts Payable - Audit	42,063.26	0.00	42,063.26
Due to Debt Serv. from Gen. Fun	0.00	9,592.00	-9,592.00
200 Deferred Revenue - Prop Tax	125,128.15	88,448.18	36,679.97
260 Accrued salaries payable	256,649.98	221,574.45	35,075.53
Total Other Current Liabilities	423,841.39	319,614.63	104,226.76
 Total Current Liabilities	 423,841.39	 319,614.63	 104,226.76
 Long Term Liabilities			
Accrued Vacation Payable	395,966.00	360,021.00	35,945.00
2013 Limited Bonds	80,000.00	165,000.00	-85,000.00
Total Long Term Liabilities	475,966.00	525,021.00	-49,055.00
 Total Liabilities	 899,807.39	 844,635.63	 55,171.76
 Equity			
Investment in Fixed Assets	7,775,614.52	8,467,452.61	-691,838.09
Fund Balance - Unassigned	17,269,188.50	10,091,787.50	7,177,401.00
Fund Balance - Assigned	1,298,798.80	6,083,804.45	-4,785,005.65
Net Revenue	3,103,911.84	1,722,403.62	1,381,508.22
Total Equity	29,447,513.66	26,365,448.18	3,082,065.48
 TOTAL LIABILITIES & EQUITY	 30,347,321.05	 27,210,083.81	 3,137,237.24

TCESD # 3 Certificate of Deposit Details

RESERVE SAVINGS CD's					GENERAL SAVINGS CD's						
#		Bought	Mature		#		Bought	Mature			
XJX1	\$235,000.00	4.10%	10/31/24	1 yr	10/31/25	UCU0	\$245,000.00	5.35%	6/5/24	1 yr	6/5/25
QEW4	\$245,000.00	4.05%	10/9/24	8 months	6/9/25						
LPS7	\$235,000.00	4.10%	10/31/24	1 yr	10/31/25	VUY3	\$245,000.00	5.30%	6/11/24	1yr	6/11/25
						KDH8	\$235,000.00	4.10%	11/6/24	1 yr	11/6/25
						3KV2	\$245,000.00	5.00%	3/11/24	18 mnths	9/11/25
						PCP2	\$235,000.00	4.20%	11/27/24	1 yr	11/26/25
\$715,000.00					\$1,205,000.00					\$57,599	
Yearly Return					Yearly Return						
XJX1	Bank of America				UCU0	Charles Schwab Bank					
QEW4	Northern Bank				VUY3	Goldman Sachs Bank					
LPS7	BMO Bank				KDH8	US Bank					
					3KV2	Valley Natl Bank					
					PCP2	Finwise Bank					

Total Debt Repayment Schedule																									
		Firetrucks and Tower			Series 2003			Series 2005			Series 2013			TOTAL			YEARLY								
	Date	Principal	Interest	Total	Principal	Interest	Total	Principal	Interest	Total	Principal	Interest	Total	Principal	Interest	Total									
	3/1/2013	\$ -			\$ -	\$ 3,011	\$ 3,011		\$ 4,100	\$ 4,100	\$ -	\$ 9,960	\$ 9,960	\$ -	\$ 17,072	\$ 17,072									
Firetrucks	3/2/2013	75,858	15,124	90,983										75,858	15,124	90,983									
Fire Tower	7/17/2013	24,672	15,244	39,917										24,672	15,244	39,917									
	9/1/2013				165,000	3,011	168,011	65,000	4,100	69,100	50,000	38,975	88,975	280,000	46,086	326,086	\$ 474,058								
	3/1/2014							-	2,800	2,800	-	38,475	38,475	-	41,275	41,275									
Fire Tower	7/17/2014	25,477	14,440	39,917										25,477	14,440	39,917									
Firetrucks	3/2/2014	79,385	11,597	90,983										79,385	11,597	90,983									
	9/1/2014							70,000	2,800	72,800	195,000	38,475	233,475	265,000	41,275	306,275	478,450								
	3/1/2015							-	1,400	1,400	-	36,525	36,525	-	37,925	37,925									
Firetrucks	3/2/2015													83,077	7,905	90,983									
Fire Tower	7/17/2015	26,307	13,610	39,917										26,307	13,610	39,917									
	9/1/2015							70,000	1,400	71,400	200,000	36,525	236,525	270,000	37,925	307,925	476,750								
	3/1/2016										-	34,525	34,525	-	34,525	34,525									
Firetrucks	3/2/2016	86,940	4,042	90,983										86,940	4,042	90,983									
Fire Tower	6/1/2016	391,799	11,353	403,152										391,799	11,353	403,152									
	9/1/2016										280,000	34,525	314,525	280,000	34,525	314,525	843,185								
	3/1/2017										-	31,725	31,725	-	31,725	31,725									
	9/1/2017										280,000	31,725	311,725	280,000	31,725	311,725	343,450								
	3/1/2018										-	28,925	28,925	-	28,925	28,925									
	9/1/2018										290,000	28,925	318,925	290,000	28,925	318,925	347,850								
	3/1/2019										-	26,025	26,025	-	26,025	26,025									
	9/1/2019										300,000	26,025	326,025	300,000	26,025	326,025	352,050								
	3/1/2020										-	21,525	21,525	-	21,525	21,525									
	9/1/2020										305,000	21,525	326,525	305,000	21,525	326,525	348,050								
	3/1/2021										-	16,950	16,950	-	16,950	16,950									
	9/1/2021										310,000	16,950	326,950	310,000	16,950	326,950	343,900								
	3/1/2022										-	12,300	12,300	-	12,300	12,300									
	9/1/2022										320,000	12,300	332,300	320,000	12,300	332,300	344,600								
	3/1/2023										-	7,500	7,500	-	7,500	7,500									
	9/1/2023										335,000	7,500	342,500	335,000	7,500	342,500	350,000								
	3/1/2024										-	2,475	2,475	-	2,475	2,475									
	9/1/2024										85,000	2,475	87,475	85,000	2,475	87,475	89,950								
	3/1/2025										-	1,200	1,200	-	1,200	1,200									
	9/1/2025										80,000	1,200	81,200	80,000	1,200	81,200	82,400								
TOTAL		793,515	93,315	886,835	\$ 165,000	\$ 6,023	\$ 171,023	\$ 205,000	\$ 16,600	\$ 221,600	\$ 3,030,000	\$ 565,235	\$ 3,595,235	\$ 4,193,515	\$ 681,173	\$ 4,874,693	\$ 4,874,693								

Travis County ESD#3
Revenue & Expense Prev Year Comparison
 April 2025

	Apr 25	Apr 24	\$ Change
Revenue and Expense			
Revenue			
407 INTEREST	102,880.54	49,162.27	53,718.27
410 PROPERTY TAX	12,424.28	19,919.96	-7,495.68
415 SALES TAX ALLOCATION	456,296.85	531,280.04	-74,983.19
435 FACILITY RENTAL	350.00	400.00	-50.00
471 EMT SCHOOL FEES	1,650.00	0.00	1,650.00
490 WORKERS' COMP RECEIPTS	0.00	11,585.68	-11,585.68
493 REIMBURSEMENTS	192,977.06	1,193.90	191,783.16
Total Revenue	766,578.73	613,541.85	153,036.88
Expense			
500 COST OF REVENUE ACQUISITION	10,125.94	11,625.60	-1,499.66
600 EMERGENCY RESPONSE	101,699.92	58,203.01	43,496.91
630 CONTINUED EDUCATION	29,301.55	12,351.82	16,949.73
640 HUMAN RESOURCES	515,834.28	410,701.28	105,133.00
650 ADMINISTRATION	31,568.66	17,761.58	13,807.08
670 PREVENTION/PUBLIC EDUCATION	0.00	2,333.45	-2,333.45
685 MACKEY FIELD	19,996.80	0.00	19,996.80
Total Expense	708,527.15	512,976.74	195,550.41
Net Revenue	58,051.58	100,565.11	-42,513.53

Travis County ESD#3
Revenue & Expense Prev Year Comparison
October 2024 through April 2025

	Oct '24 - Apr 25	Oct '23 - Apr 24	\$ Change
Revenue and Expense			
Revenue			
407 INTEREST	425,323.80	379,939.63	45,384.17
410 PROPERTY TAX	3,070,686.34	2,168,284.92	902,401.42
415 SALES TAX ALLOCATION	3,518,379.01	3,542,345.51	-23,966.50
435 FACILITY RENTAL	18,204.00	3,775.00	14,429.00
470 FIRE ACADEMY FEES	62,218.73	32,156.51	30,062.22
471 EMT SCHOOL FEES	9,614.45	10,956.25	-1,341.80
480 DONATIONS	4,000.00	3,000.00	1,000.00
485 MISCELLANEOUS	350.52	111.90	238.62
490 WORKERS' COMP RECEIPTS	0.00	49,360.47	-49,360.47
493 REIMBURSEMENTS	787,338.66	60,578.96	726,759.70
Total Revenue	7,896,115.51	6,250,509.15	1,645,606.36
Expense			
500 COST OF REVENUE ACQUISITION	98,680.67	98,552.02	128.65
600 EMERGENCY RESPONSE	471,044.03	397,894.56	73,149.47
630 CONTINUED EDUCATION	102,877.11	80,387.66	22,489.45
640 HUMAN RESOURCES	3,829,850.85	3,538,482.31	291,368.54
650 ADMINISTRATION	254,181.33	378,932.29	-124,750.96
670 PREVENTION/PUBLIC EDUCATION	10,941.88	12,939.71	-1,997.83
685 MACKEY FIELD	24,627.80	20,916.98	3,710.82
Total Expense	4,792,203.67	4,528,105.53	264,098.14
Net Revenue	3,103,911.84	1,722,403.62	1,381,508.22

Travis County ESD#3
Revenue & Expense Budget vs. Actual
October 2024 through April 2025

	Oct '24 - Apr 25	Budget	\$ Over Budget
Revenue and Expense			
Revenue			
407 INTEREST	425,323.80	262,500.00	162,823.80
410 PROPERTY TAX	3,070,686.34	3,123,022.32	-52,335.98
415 SALES TAX ALLOCATION	3,518,379.01	3,116,155.00	402,224.01
435 FACILITY RENTAL	18,204.00	2,100.00	16,104.00
470 FIRE ACADEMY FEES	62,218.73	41,300.00	20,918.73
471 EMT SCHOOL FEES	9,614.45	5,450.00	4,164.45
480 DONATIONS	4,000.00	3,000.00	1,000.00
485 MISCELLANEOUS	350.52	0.00	350.52
493 REIMBURSEMENTS	787,338.66	82,400.00	704,938.66
Total Revenue	7,896,115.51	6,635,927.32	1,260,188.19
Expense			
500 COST OF REVENUE ACQUISITION	98,680.67	84,112.00	14,568.67
600 EMERGENCY RESPONSE	471,044.03	388,433.00	82,611.03
630 CONTINUED EDUCATION	102,877.11	181,006.00	-78,128.89
640 HUMAN RESOURCES	3,829,850.85	3,858,701.00	-28,850.15
650 ADMINISTRATION	254,181.33	369,071.00	-114,889.67
670 PREVENTION/PUBLIC EDUCATION	10,941.88	36,850.00	-25,908.12
685 MACKEY FIELD	24,627.80	0.00	24,627.80
Total Expense	4,792,203.67	4,918,173.00	-125,969.33
Net Revenue	3,103,911.84	1,717,754.32	1,386,157.52

Travis County ESD#3
Profit & Loss
October 2024 through April 2025

Oct '24 - Apr 25

Revenue and Expense

Revenue

407 INTEREST	425,323.80
410 PROPERTY TAX	
4101 Prop Tax Current	3,049,582.40
4102 Prop Tax Prior	21,103.94
Total 410 PROPERTY TAX	<u>3,070,686.34</u>
415 SALES TAX ALLOCATION	3,518,379.01
4351 BC Room Rental	3,400.00
4352 Mackey Field rental	14,804.00
Total 435 FACILITY RENTAL	<u>18,204.00</u>
470 FIRE ACADEMY FEES	62,218.73
4738 · EMT Academy 27	11,749.80
4737 · EMT Academy 26	-833.80
4735 · EMT Academy 24	-576.55
4733 - 22nd EMT - B Academy	-725.00
Total 471 EMT SCHOOL FEES	<u>9,614.45</u>
General Donations	4,000.00
Total 480 DONATIONS	<u>4,000.00</u>
485 MISCELLANEOUS	350.52
4934 TIFMAS	787,338.66
Total 493 REIMBURSEMENTS	<u>787,338.66</u>
Total Revenue	<u><u>7,896,115.51</u></u>

Expense

501 Prop Tax Coll & Val fees	21,313.09
502 Sales Tax Collection Costs	77,367.58
Total 500 COST OF REVENUE ACQUISITION	<u>98,680.67</u>
601 Apparatus	16,635.00
602 Pagers	144.80
603 Dispatch & Communications	177,653.69
604 Fuel	10,003.44
605 SCBA Maintenance	23,449.29
606 Vehicle Maint & Repairs	77,680.61
608 Vehicle Supplies	33,817.05
609 Uniforms & Protective Gear	68,741.18
611 Supplies - EMS	13,923.88
613 Auto Insurance	32,230.00
600 EMERGENCY RESPONSE - Other	16,765.09
Total 600 EMERGENCY RESPONSE	<u>471,044.03</u>
631 Training - EMS	311.13
632 Training - Fire & Rescue	17,873.06

Travis County ESD#3
Profit & Loss
October 2024 through April 2025

	Oct '24 - Apr 25
633 Seminars & Conferences	23,745.35
634 Fire Academy	57,975.95
635 / 11 EMT-B Cert	535.50
635 EMT Certification School - Other	2,436.12
Total 635 EMT Certification School	2,971.62
Total 630 CONTINUED EDUCATION	102,877.11
640 HUMAN RESOURCES	
641 Benefits & Payroll Tax	1,009,688.57
642 Payroll	2,812,496.36
643 Volunteer & Emp Recognition	4,264.24
644 Certifications	3,401.68
Total 640 HUMAN RESOURCES	3,829,850.85
650 ADMINISTRATION	
651 Building Maint.	80,975.83
652 Office Supplies	4,895.90
653 Station Supplies	14,735.27
654 Bank Fees	
6541 SCHWAB Tex Reg Bank Fees	8,957.75
654 Bank Fees - Other	-0.25
Total 654 Bank Fees	8,957.50
655 Dues & Subscriptions	2,798.79
656 Information Technology	8,599.71
657 Postage & Handling	438.00
658 Property & Liability Insura	27,568.00
659 Professional Services	23,523.40
660 Public Notices/Articles	528.00
661 Telephone	3,547.52
662 Utilities	51,166.94
6632 Bond Debt Interest	1,200.00
Total 663 Bond Debt	1,200.00
666 Contract Services	25,246.47
Total 650 ADMINISTRATION	254,181.33
670 PREVENTION/PUBLIC EDUCATION	
672 Public Education	10,941.88
Total 670 PREVENTION/PUBLIC EDUCATION	10,941.88
685 MACKEY FIELD	
6850 Mackey Tower & Parking	1,031.00
6851 Mackey Facility Building	23,596.80
Total 685 MACKEY FIELD	24,627.80
Total Expense	4,792,203.67
Net Revenue	3,103,911.84

TRAVIS COUNTY ESD #3 **PROPERTY TAX REVENUE COLLECTION COMPARISON**

	FISCAL YEAR ENDING				Compared to prior year	
	2024		2025			
	For all prior to 2022 taxes	For Current 2023-2024	For all prior to 2022 taxes	For Current 2024-2025	Month \$	
OCT	\$3,814	\$0	\$1,044	\$0	\$0	0%
NOV	\$2,210	\$37,513	\$19,235	\$37,586	\$73	0%
DEC	\$1,274	\$775,902	\$1,297	\$1,140,307	\$364,405	47%
JAN	\$4,507	\$1,170,557	\$1,019	\$1,623,215	\$452,658	39%
FEB	-\$82	\$129,252	\$382	\$179,075	\$49,823	39%
MAR	-\$206	\$26,071	-\$1,453	\$59,344	\$33,273	128%
APR	\$7,504	\$11,196	\$241	\$9,669	-\$1,527	-14%
MAY	-\$40	\$8,157			-\$8,157	-100%
JUN	\$91	\$2,526			-\$2,526	-100%
JUL	\$148	\$7,321			-\$7,321	-100%
AUG	\$659	\$5,089			-\$5,089	-100%
SEPT	\$4,360	\$3,514			-\$3,514	-100%
YEAR	\$24,239	\$2,177,098	\$21,765	\$3,049,196	\$872,098	
	\$	2,201,337		\$3,070,961		
			2024-25 Tax Levy	\$3,164,940		

NET CERTIFIED TAXABLE PROPERTY VALUE UPDATES FROM TCAD

	FISCAL YEAR ENDING				Inc/(Dec) from	
	2024		2025		Prior Year \$	Prior Year %
	2022	2023	2024	2025		
Rec'd						
OCT	\$4,021,203,201	\$4,949,880,774	\$5,555,074,925	\$5,971,584,957	\$416,510,032	93%
NOV	\$4,019,412,721	\$4,939,469,343	\$5,555,074,925	\$5,971,383,511	\$416,308,586	93%
DEC	\$4,019,412,721	\$4,939,469,343	\$5,555,074,925	\$5,971,383,511	\$416,308,586	93%
JAN	\$4,019,412,721	\$4,939,469,343	\$5,555,074,925	\$5,959,663,222	\$404,588,297	93%
FEB	\$4,016,568,527	\$4,928,211,764	\$5,527,847,891	\$5,957,214,081	\$429,366,190	93%
MAR	\$4,016,568,527	\$4,928,211,764	\$5,824,520,221	\$5,960,793,784	\$136,273,563	98%
APR	\$4,924,900,120	\$5,429,806,320	\$5,824,520,221	\$5,953,982,418	\$129,462,197	98%
MAY	\$4,924,900,120	\$5,429,806,320	\$5,824,520,221		-\$5,824,520,221	#DIV/0!
JUN	\$4,015,709,788	\$4,907,280,589	\$5,530,028,973		-\$5,530,028,973	#DIV/0!
JUL	\$4,906,006,624	\$5,410,454,171	\$5,530,028,973		-\$5,530,028,973	#DIV/0!
AUG	\$4,905,339,474	\$5,570,655,673	\$5,978,769,295		-\$5,978,769,295	#DIV/0!
SEPT	\$4,905,339,474	\$5,570,655,673	\$5,971,584,957		-\$5,971,584,957	#DIV/0!

2018-2019 Tax Levy on 6,028 Parcels is \$3,281,236,467 at a tax rate of .0975

2019-2020 Tax Levy on 6,025 Parcels is \$3,504,957,784 at a tax rate of .0800

2020-2021 Tax Levy on 6,069 Parcels is \$3,677,674,279 at a tax rate of .0790

2021-2022 Tax Levy on 6,056 Parcels is \$4,022,828,637 at a tax rate of .0650

2022-2023 Tax Levy on 6,056 Parcels on \$4,974,785,781 would compute to a NO NEW tax rate of .0538

ADOPTED RATE FOR 2022-2023 is .0450 or \$2,227,447 in taxes

2023-2024 NO NEW tax rate is .0411

2023-2024 Tax Levy on 5,583 parcels \$5,529,779,656 at .0400 would levy \$2,211,911 in taxes

2024-2025 Tax Levy on \$5,971,584,957 at .0530 would levy \$3,164,940 in taxes

Checks over \$2,000 for the period of April 25th to May 15, 2025

<u>Date</u>	<u>Num</u>	<u>Name</u>	<u>Memo</u>	<u>Amount</u>
4/28/2025	19285	Home Depot Credit Card	Sheathing for Fire Academy	\$2,096.60
4/28/2025	19287	Waste Management of Texas	Trash Service	\$2,276.93
4/29/2025	Draft	Costco Visa	Multiple Charges	\$16,765.09
5/1/2025	Draft	Paychex	Employee 457 & Roth Contribution	\$18,102.29
5/1/2025	Draft	Paychex	Employer 401 Matching	\$28,793.17
5/1/2025	Draft	Paychex	Net Payroll	\$116,730.80
5/1/2025	Draft	Paychex	Employment Taxes	\$44,861.71
5/5/2025	Draft	Money Market	Transfer to Checking	\$500,000.00
5/13/2025	Draft	Paychex	Employee 457 & Roth Contribution	\$17,293.66
5/13/2025	Draft	Paychex	Employer 401 Matching	\$28,141.00
5/13/2025	Draft	Paychex	Net Payroll	\$115,038.95
5/13/2025	Draft	Paychex	Employment Taxes	\$44,137.30
5/14/2025	19288	Target Solutions	Annual Training and Scheduling Software	\$12,985.19
5/14/2025	19294	City of Austin Fleet Service	Fuel	\$3,654.63
5/14/2025	19304	The Hartford	Accident Insurance	\$4,261.32

Oak Hill Fire Department
Travis County Emergency Services District #3

Station 301
Circle Drive
9211 Circle Drive
Austin, Texas 78736
512-288-5576
Fax 512-288-5903



Station 302
Barton Creek
4111 Barton Creek
Austin, Texas 78735
Admin 512-288-5534
Fax 512-288-5844

May 2025 Sales Tax Summary

The May allocation reflects sales made during the month of March.

Our May 2025 sales tax allocation was \$507,439 which was down 15.3% (\$91,775) compared to May 2024 and down 2.8% (\$112,801) year to date compared to last fiscal year.

Our top 10 large companies accounted for 54.0%, our top 30 large companies accounted for 69.8%, and our top 100 large companies accounted for 83.5% of our total fiscal year to date collections.

Compared to May 2024, we saw increases from concrete companies, several landscaping companies, and Amazon Marketplace. We saw decreases from the Omni Barton Creek (10%) and McCoy's (18%) as well as no reports from Vaughan & Sons and a large pest control company in the District.

May - Sales Tax Allocations by Year

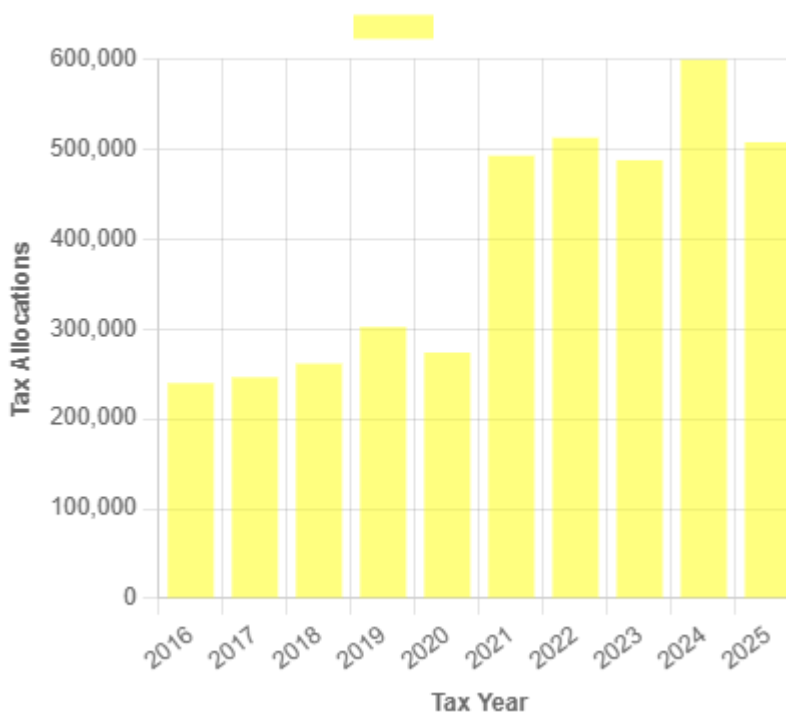
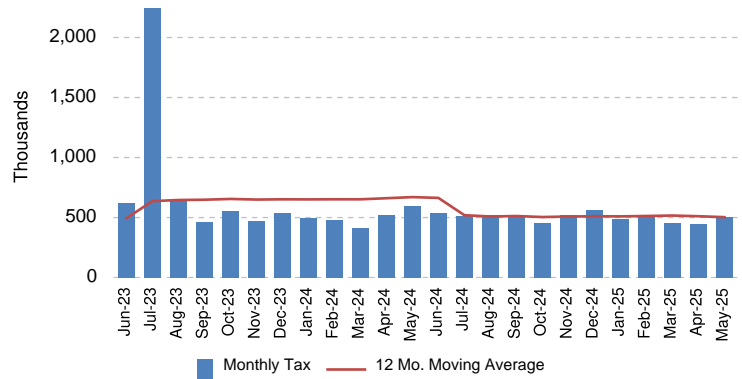
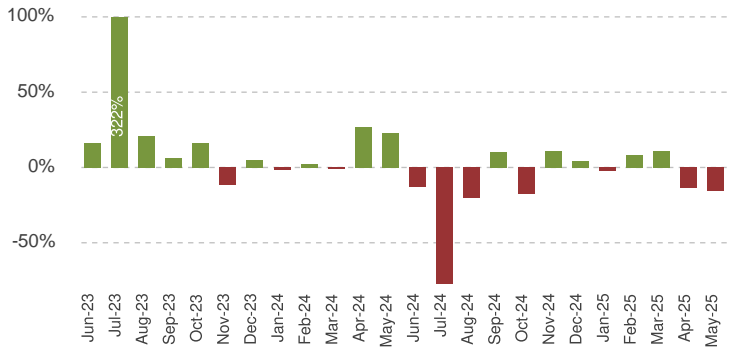


Chart Source: Municipal Advisory Council of Texas (mactexas.com)

SALES TAX SNAPSHOT**Travis Co Esd 3****May-25****Sales Tax Net Payments**

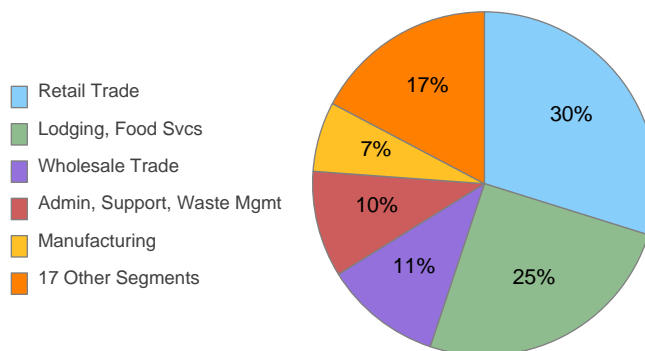
FY Mo.	FY2024	FY2025	YoY % Change
Oct	\$ 550,031	\$ 451,558	-17.9%
Nov	\$ 473,926	\$ 524,331	10.6%
Dec	\$ 537,490	\$ 561,125	4.4%
Jan	\$ 495,288	\$ 484,410	-2.2%
Feb	\$ 482,206	\$ 522,529	8.4%
Mar	\$ 412,888	\$ 457,962	10.9%
Apr	\$ 518,471	\$ 447,360	-13.7%
May	\$ 599,214	\$ 507,439	-15.3%
Jun	\$ 538,869		
Jul	\$ 513,982		
Aug	\$ 518,910		
Sep	\$ 510,495		
FYTD	\$ 4,069,515	\$ 3,956,714	-2.8%
FY Total	\$ 6,151,771		

Sales Tax Net Payments Trend**Sales Tax Net Payments Change - YoY****Top 10 Taxpayers**

Rank	Company	FYTD Collections	% Total
1	OMNI BARTON CREEK INC.		
2	VAUGHAN & SONS INC.		
3	AMAZON.COM SERVICES LLC (MARKETPLACE)		
4	MCCOY CORPORATION		
5	AMAZON.COM SERVICES LLC		
6	AUSTIN READY-MIX LLC		
7	TOP CHOICE LAWN CARE LLC		
8	BAREFOOT MOSQUITO AND PEST CONTROL LLC		
9	FP LEGACY LANDSCAPING LLC		
10	GROVE LANDSCAPES LLC		
Top 10 Companies		\$ 2,180,330	54.0%
5443	Other Large Companies	\$ 1,780,501	44.1%
	Small Companies/Other	\$ 69,782	1.7%
	Single Local Tax Rate (SLT)	\$ 6,816	0.2%
Total		\$ 4,037,429	100.0%

Industry Segment Collections Trend - YoY % Chg

SEGMENT	Dec	Jan	Feb	Mar	Apr	May
Retail Trade	13.7%	2.7%	19.3%	2.8%	0.8%	1.8%
Lodging, Food Svcs	4.4%	69.2%	7.0%	39.3%	16.4%	-8.6%
Wholesale Trade	-59.0%	-58.5%	-32.8%	-55.7%	-57.0%	-90.8%
Admin, Support, Waste Mgmt	11.9%	38.8%	12.3%	19.4%	-28.8%	-3.7%
Manufacturing	6.5%	9.2%	-10.2%	4.2%	-35.2%	9.1%
All Others	52.0%	-38.7%	7.2%	47.2%	-12.6%	2.6%
Total Collections	3.4%	-2.2%	7.5%	11.0%	-14.4%	-16.0%

Sales Tax Collections by Industry Segment

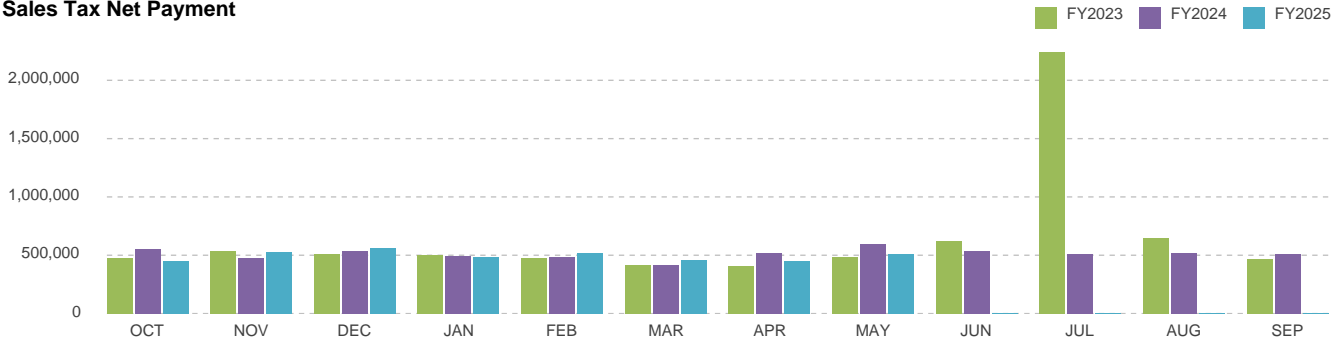
Travis Co Esd 3 - Sales Tax Net Payment Trend

	FISCAL YEAR				
	2021	2022	2023	2024	2025
Oct	\$ 307,394	\$ 415,501	\$ 473,139	\$ 550,031	\$ 451,558
Nov	\$ 343,019	\$ 462,365	\$ 534,450	\$ 473,926	\$ 524,331
Dec	\$ 350,770	\$ 493,015	\$ 513,548	\$ 537,490	\$ 561,125
Jan	\$ 348,364	\$ 475,924	\$ 503,201	\$ 495,288	\$ 484,410
Feb	\$ 378,720	\$ 429,775	\$ 471,711	\$ 482,206	\$ 522,529
Mar	\$ 308,329	\$ 395,443	\$ 415,831	\$ 412,888	\$ 457,962
Apr	\$ 281,826	\$ 356,380	\$ 408,313	\$ 518,471	\$ 447,360
May	\$ 492,495	\$ 512,476	\$ 487,513	\$ 599,214	\$ 507,439
Jun	\$ 431,322	\$ 532,652	\$ 618,526	\$ 538,869	
Jul	\$ 446,388	\$ 532,030	\$ 2,242,925	\$ 513,982	
Aug	\$ 465,749	\$ 535,990	\$ 648,884	\$ 518,910	
Sep	\$ 510,564	\$ 435,732	\$ 463,850	\$ 510,495	
YEAR	\$ 4,664,941	\$ 5,577,284	\$ 7,781,891	\$ 6,151,771	\$ 3,956,714

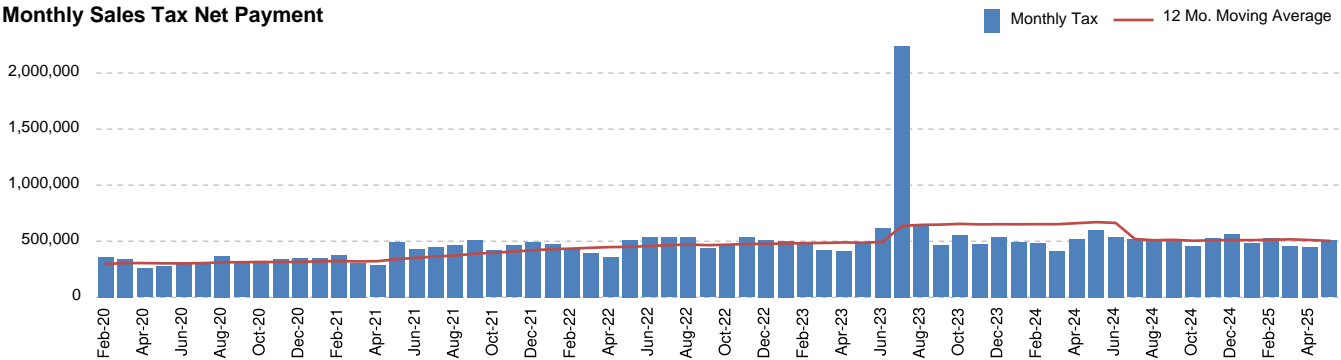
YoY Change 19.6% 39.5% -20.9% na

Change: FY '25/'24			
Month		Year-to-Date	
\$	%	\$	YTD %
\$ (98,473)	-17.9%	\$ (98,473)	-17.9%
\$ 50,405	10.6%	\$ (48,069)	-4.7%
\$ 23,635	4.4%	\$ (24,434)	-1.6%
\$ (10,878)	-2.2%	\$ (35,312)	-1.7%
\$ 40,322	8.4%	\$ 5,011	0.2%
\$ 45,074	10.9%	\$ 50,085	1.7%
\$ (71,111)	-13.7%	\$ (21,026)	-0.6%
\$ (91,775)	-15.3%	\$ (112,801)	-2.8%

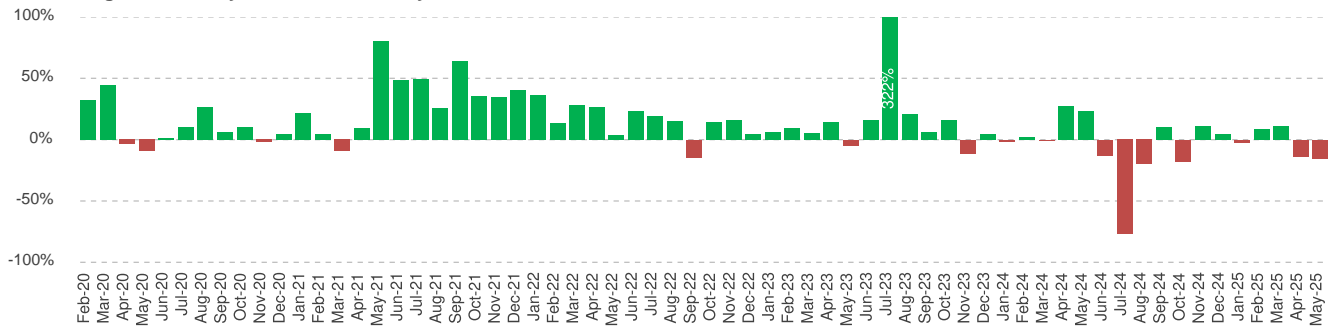
Sales Tax Net Payment



Monthly Sales Tax Net Payment



YoY Change in Monthly Sales Tax Net Payment



Travis Co Esd 3
SALES TAX PAYMENT DETAIL

May-25

Fiscal Year: Oct-Sep

COLLECTIONS	May-24	May-25	Chg. \$ Chg. %	Prior FYTD	Current FYTD	Chg. \$ Chg. %
Current Period	602,851	508,528	(94,323) -15.6%	3,974,951	3,865,384	(109,567) -2.8%
Prior Period	(1,601)	3,390	4,991 -311.8%	105,183	52,561	(52,622) -50.0%
Future Period	4,117	131	(3,986) -96.8%	38,512	44,717	6,205 16.1%
Audit	1,140	91	(1,049) -92.0%	(6,260)	24,430	30,690 -490.3%
Unidentified	101	94	(7) -6.8%	1,409	1,070	(339) -24.0%
Single Local Tax Rate	6,471	6,816	345 5.3%	41,628	49,266	7,638 18.3%
TOTAL	613,079	519,050	(94,029) -15.3%	4,155,424	4,037,429	(117,995) -2.8%
Service Fee	(12,262)	(10,381)	1,881 -15.3%	(83,109)	(80,749)	2,360 -2.8%
Current Retained	(12,016)	(10,173)	1,843 -15.3%	(81,446)	(79,134)	2,313 -2.8%
Prior Retained	10,413	8,943	(1,470) -14.1%	78,645	79,167	522 0.7%
NET PAYMENT	599,214	507,439	(91,775) -15.3%	4,069,515	3,956,714	(112,801) -2.8%

Travis Co Esd 3
TOP 30 COMPANIES RANK and CHANGE SUMMARY
May-25

Fiscal Year: Oct-Sep

Rank*	Company	NAICS Key	Prior Fiscal YTD Sales Tax Collections	Current Fiscal YTD Sales Tax Collections	Change \$	Change %	Current Fiscal YTD % Total Collections
1	OMNI BARTON CREEK INC.	22					
2	VAUGHAN & SONS INC.	8					
3	AMAZON.COM SERVICES LLC (MARKETPLACE)	9					
4	MCCOY CORPORATION	9					
5	AMAZON.COM SERVICES LLC	9					
6	AUSTIN READY-MIX LLC	5					
7	TOP CHOICE LAWN CARE LLC	18					
8	BAREFOOT MOSQUITO AND PEST CONTROL LLC	18					
9	FP LEGACY LANDSCAPING LLC	9					
10	GROVE LANDSCAPES LLC	18					
TOP 10 LARGE** COMPANIES			2,428,367	2,180,330	(248,036)	-10.2%	54.0%
11	APPLE INC.	5					
12	AUSTIN EAGLE MANAGEMENT SERVICES LTD.	16					
13	SITEPRO RENTALS INC.	15					
14	A. M. PETROLEUM INC.	9					
15	J.J. ORION LLC	9					
16	WASTEWATER OPERATIONS LLC	4					
17	YARDDOC LLC	18					
18	J MAASS INC	4					
19	DISCOUNT TIRE COMPANY OF TEXAS INC.	9					
20	CITY OF AUSTIN	24					
21	PEDERNALES ELECTRIC COOPERATIVE INC.	3					
22	NEW CINGULAR WIRELESS PCS LLC	12					
23	TEXAS DISPOSAL SYSTEMS INC.	18					
24	EBAY INC.	9					
25	ASAP STONE AND LANDSCAPE SUPPLY LLC.	9					
26	COPPER ROCK NURSERY LLC	9					
27	MOM'S CONVENIENCE STORE INC.	9					
28	BLUE CHEM INC.	18					
29	SUMMERMOON COFFEE LLC	22					
30	PRASLA ENTERPRISE A TEXAS FOR PROFIT CORPORAT 9						
TOP 30 LARGE COMPANIES			2,991,962	2,816,909	(175,053)	-5.9%	69.8%
TOP 100 LARGE COMPANIES			3,540,879	3,371,129	(169,750)	-4.8%	83.5%
5,352 OTHER LARGE COMPANIES			553,998	589,702	35,704	6.4%	14.6%
SMALL COMPANIES \& OTHER			18,918	27,332	8,413	44.5%	0.7%
SINGLE LOCAL TAX RATE COLLECTIONS (SLT)			41,628	49,266	7,638	18.3%	1.2%
TOTAL COLLECTIONS			4,155,424	4,037,429	(117,995)	-2.8%	100.0%
STATE COMPTROLLER FEES			85,910	80,716	(5,194)	-6.0%	2.0%
NET PAYMENTS			4,069,515	3,956,714	(112,801)	-2.8%	98.0%

* Ranked by Total of Last Fiscal Year + Current Fiscal YTD

** Businesses whose detailed sales tax data is available

©2025
All Rights Reserved

Travis Co Esd 3
INDUSTRY SEGMENT RANK & CHANGE
May-25

Fiscal Year: Oct-Sep

INDUSTRY SEGMENT*	% Total Current YTD Collections	Prior Fiscal YTD Sales Tax Collections	Current Fiscal YTD Sales Tax Collections	Change	
				\$	%
Retail Trade	30.7%	1,166,621	1,217,854	51,233	4.4%
Lodging, Food Svcs	27.5%	978,358	1,087,965	109,608	11.2%
Wholesale Trade	6.4%	601,766	251,749	(350,017)	-58.2%
Admin, Support, Waste Mgmt	9.9%	370,378	390,853	20,475	5.5%
Manufacturing	6.6%	268,715	260,677	(8,037)	-3.0%
Top 5	81.0%	3,385,837	3,209,099	(176,738)	-5.2%
Construction	3.5%	135,615	137,885	2,270	1.7%
Prof, Scientific, Tech Svcs	3.1%	122,832	123,988	1,156	0.9%
Other Services	2.5%	86,716	98,931	12,216	14.1%
Real Estate, Rental, Leasing	2.4%	69,430	93,316	23,885	34.4%
Telecom	1.8%	71,264	71,122	(142)	-0.2%
Information excl. Telecom	1.8%	60,970	71,895	10,925	17.9%
Recreation, Arts, Entmt	1.1%	45,019	42,976	(2,043)	-4.5%
Public Admin	0.8%	29,527	30,168	640	2.2%
Ag, Forestry, Fishing, Hunting	0.6%	26,270	22,126	(4,144)	-15.8%
Utilities	0.6%	28,205	23,805	(4,400)	-15.6%
Transportation, Warehousing	0.5%	19,133	19,913	780	4.1%
Education Services	0.3%	10,782	10,372	(410)	-3.8%
Financial, Insurance	0.0%	2,259	1,108	(1,150)	-50.9%
Health Care, Social Assistance	0.1%	918	1,994	1,076	117.3%
Unidentified	0.1%	280	2,063	1,782	635.4%
Company, Enterprise Mgmt	0.0%	16	7	(9)	-54.9%
Mining, Oil/Gas Extr	0.0%	(196)	65	260	-133.0%
All Other	19.0%	709,040	751,732	42,692	6.0%
TOTAL COLLECTIONS	100.0%	4,094,878	3,960,831	(134,047)	-3.3%

INDUSTRY SEGMENT	% Change from same month Prior Year					
	Dec	Jan	Feb	Mar	Apr	May
Retail Trade	13.7%	2.7%	19.3%	2.8%	0.8%	1.8%
Lodging, Food Svcs	4.4%	69.2%	7.0%	39.3%	16.4%	-8.6%
Wholesale Trade	-59.0%	-58.5%	-32.8%	-55.7%	-57.0%	-90.8%
Admin, Support, Waste Mgmt	11.9%	38.8%	12.3%	19.4%	-28.8%	-3.7%
Manufacturing	6.5%	9.2%	-10.2%	4.2%	-35.2%	9.1%
All Others	52.0%	-38.7%	7.2%	47.2%	-12.6%	2.6%
TOTAL COLLECTIONS	3.4%	-2.2%	7.5%	11.0%	-14.4%	-16.0%

* Ranked by Current + Prior YTD Collections

Data Source: Texas Comptroller of Public Accounts
 Analysis: HdL Companies

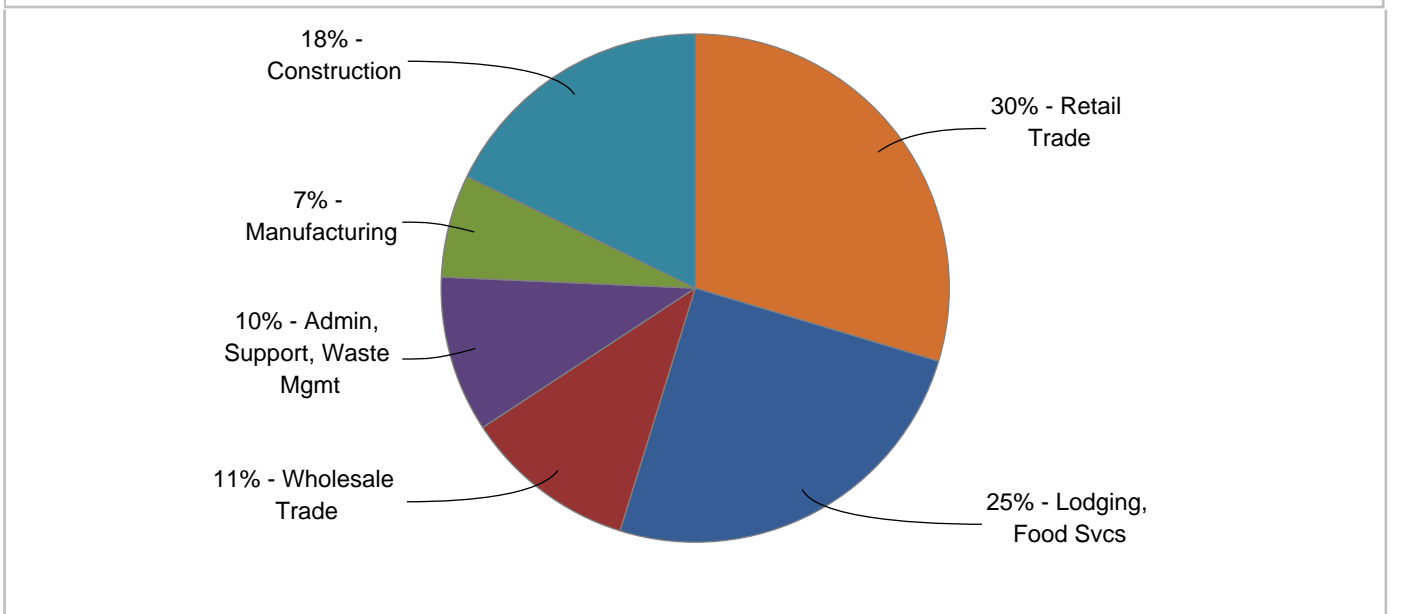
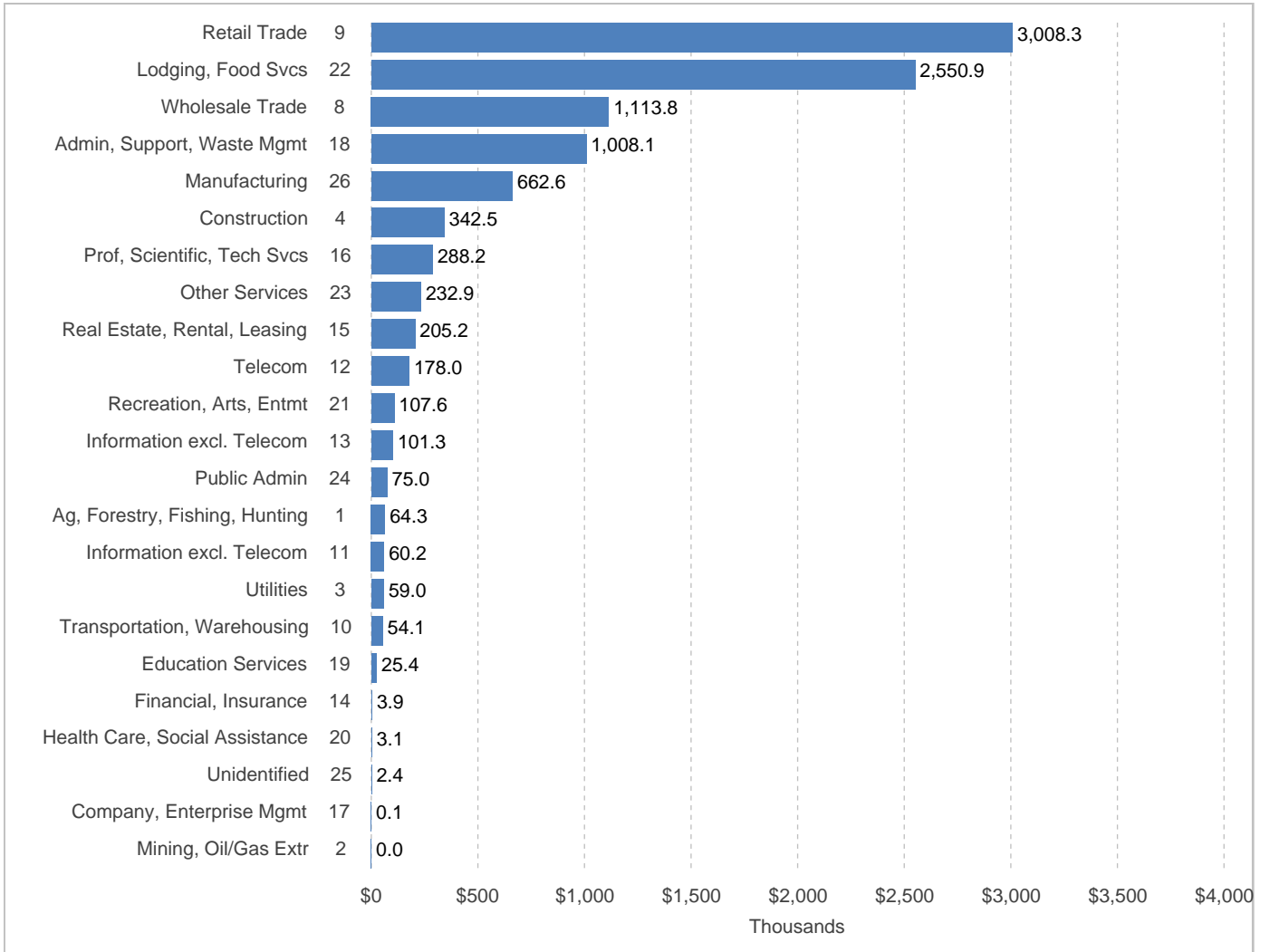
©2025 All Rights Reserved

Travis Co Esd 3

INDUSTRY SEGMENT SALES TAX RANK & DISTRIBUTION

(Prior Fiscal Year + Current Fiscal Year-to-Date)

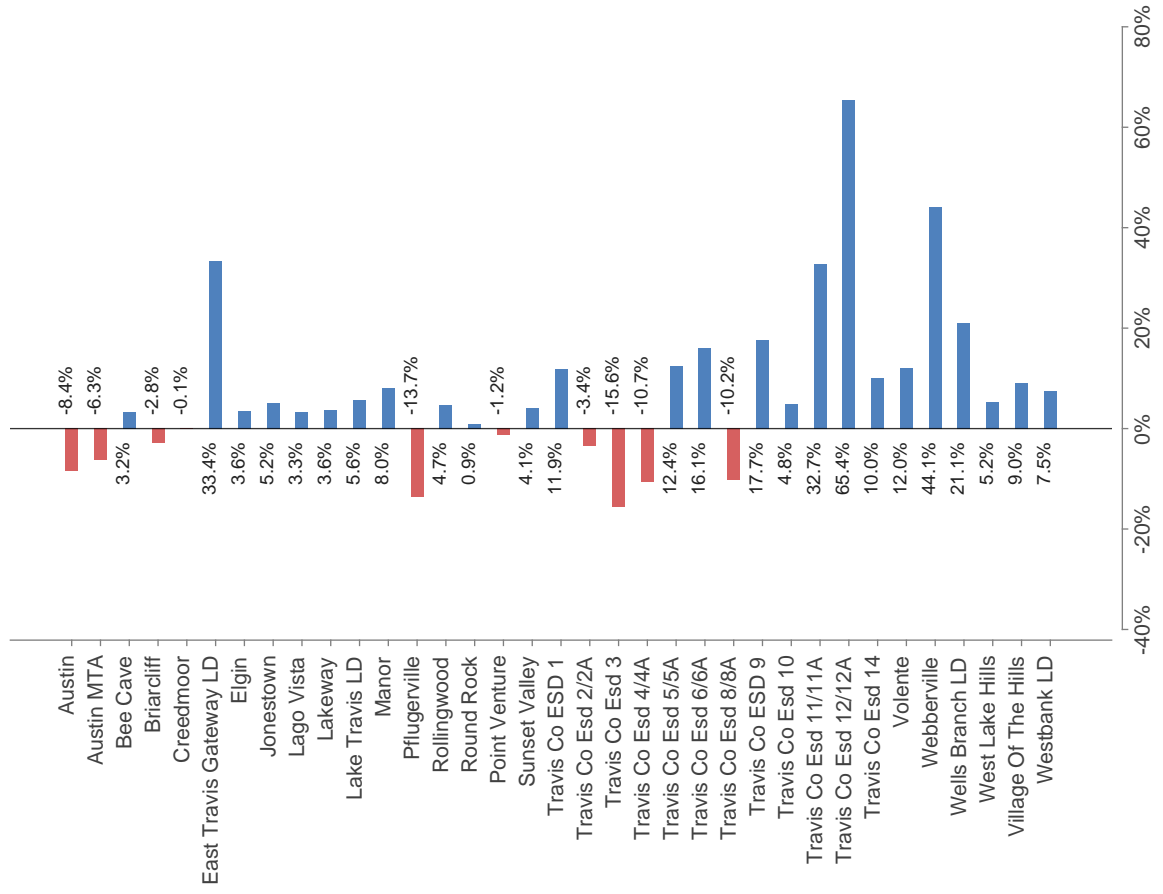
May-25



SALES TAX TREND TRAVIS COUNTY May-25

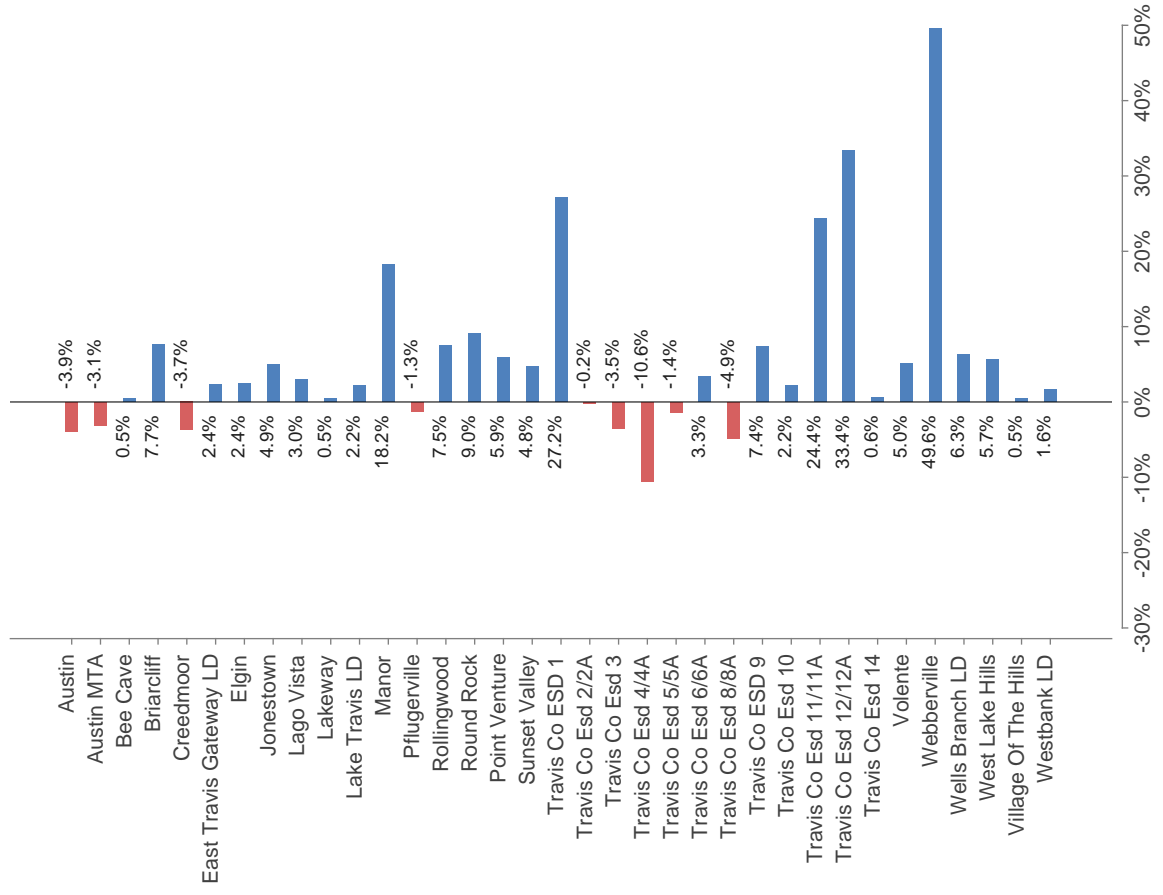
SALES TAX CURRENT PERIOD COLLECTIONS

Current Month
Yr/Yr Change



SALES TAX CURRENT PERIOD COLLECTIONS

Calendar Yr-to-Date
Yr/Yr Change



NAICS KEY

Code	Industry Segment
1	Ag, Forestry, Fishing, Hunting
2	Mining, Oil/Gas Extr
3	Utilities
4	Construction
5	Manufacturing
6	Included in Key No. 5
7	Included in Key No. 5
8	Wholesale Trade
9	Retail Trade
10	Transportation, Warehousing
11	Information excl. Telecom
12	Telecom
13	Included in Key No. 11
14	Financial, Insurance
15	Real Estate, Rental, Leasing
16	Prof, Scientific, Tech Svcs
17	Company, Enterprise Mgmt
18	Admin, Support, Waste Mgmt
19	Education Services
20	Health Care, Social Assistance
21	Recreation, Arts, Entmt
22	Lodging, Food Svcs
23	Other Services
24	Public Admin
25	Unidentified

Oak Hill Fire Department
Travis County Emergency Services District #3

Station 301
Circle Drive
9211 Circle Drive
Austin, Texas 78736
512-288-5576
Fax 512-288-5903



Station 302
Barton Creek
4111 Barton Creek
Austin, Texas 78735
Admin 512-288-5534
Fax 512-288-5844

May 2025 Operations Report

Significant Events

April 5 (A) – Structure Fire – AutoAid Given (Lake Travis) – 307 Winchester Drive

[Truck 302] TK302 called out for a Box alarm. On arrival, we had a fully involved home that was a defensive fire. TK302 was assigned Charlie Division from Command. TK302 and crew went straight back to Charlie where E602 was and we tied in with them. We had one handline and water was a problem on the fire. TK302 and E602 worked together with a handline and put the fire out. Once most of the fire was out, we all met in the front yard and worked on getting all trucks back together. After trucks were back together, TK302 then cleared the call.

[Tender 301] TEN301 responded to a structure fire. On arrival, ESD6 was in the defensive operations of a fully involved house fire. TEN301 was instructed to do water shuttle operations as there was only one operating hydrant in area located at ST606. We made roughly six round trips to fill multiple engines and ladder trucks while ESD6 battled the fire.

April 6 (B) – Elevator Rescue – AutoAid Received (Westlake) – 8212 Barton Club Dr

[Truck 302] Upon arrival, TK302 was met by hotel staff who led TK302 to the stalled elevator. TK302 made voice contact with the occupant, who did not need medical attention. There was no floor access to the elevator; TK302 was one floor above the elevator, looking down at the elevator cart. E903 arrived, TK302 gave them a CAN report, and they stood by. The elevator technician arrived and wanted to see if he could restart the elevator before attempting a rescue; both units stood by. The technician was unable to restart the elevator. TK302 confirmed with the technician that the power was shut down to the elevator. TK302 Firefighters lowered the little giant ladder down the shaft and placed it on the elevator cart. Two Firefighters climbed down and gained access to the elevator cart through the emergency hatch. The Firefighters repositioned the ladder, lowered it into the elevator, and assisted the occupant with self-extrication. The Firefighters and occupant used the ladder to climb out of the elevator shaft. TK302 cleared E902. After confirming the occupant was OK, TK302 cleared.

April 16 (C) – Vehicle Rescue – AutoAid Given (Austin) – Southwest Parkway & Vega Ave

[Truck 302] TK302 was called out for a reported vehicle rescue in AFD box 3701 auto aid. While responding, on scene units called out a size up and asked for the next in Truck to bring cutters and saws. TK302 arrived on the scene and took some tools to the scene. Found a single SUV on its side in a ditch next to a light pole. QNT51 instructed TK302 to cut all the posts on the driver's side. TK302 began to cut the A post and moved down to B through D. After all the posts were cut, TK302 used a ram to push the roof away from the vehicle to make access to the stuck person. After the person was removed from the car, TK302 gathered all our equipment and waited for instructions from Command. Command then cleared TK302 and we returned to station.

April 20 (C) – Structure Fire – AutoAid Given (Pedernales) – 4332 Cypress Trail

[Truck 302] TK302 was dispatched to a reported box alarm in ESD8. While responding, it was reported that fire was showing 30 feet in the air from the house. E802 arrived on the scene and found fire showing from the roof of a single-story house. TK302 arrived on the scene and assumed Outside Truck. TK302 Officer walked up to the Command Post for an assignment. Command assigned TK302 to assist Q603 with overhaul inside. TK302 walked down to the house and made entry from the garage and up some stairs to a second floor above the garage. TK302 found Inside Division and was asked to pull ceiling. TK302 continued that task. Q603 needed to recycle, so TK302 assumed Inside Division. Units assigned while still inside were E801 and TK302. Inside Division had no changes to the operations and had all crews continue the same tasks. Inside Division then requested an additional crew to assist with overhaul and need to recycle E801. Fire was knocked down by this time and all crews had been checking for fire in void spaces. E606 was assigned and Inside Division assigned them to check first floor and attic spaces. I had E803 on the second floor and while they continued to overhaul, they also had a monitor to check CO levels to clear the house. I had a fan placed in the garage to help evacuate smoke. E606 cleared one half of the attic and then repositioned the yellow line to the other attic space and checked for fire. Inside Division then called E803 and advised them there was a lot of water pouring out into the garage from the floor below them. Inside Division then removed all crew from the second floor because we were not sure if the floor was stable because of water damage. I had a crew place another fan on the Alpha front door to help remove smoke from the rest of the house. I then had a crew remove water standing on the floor of the house. Inside Division then called Command to have a face to face and give him an update and show him the area of origin for the fire. After the update was conducted, Command then cleared TK302. TK302 packed up gear and returned to district OOS Decon to clean up and swap out gear. TK302 returned to the station, cleaned up gear and equipment, and all crew showered to make ready for the rest of the tour. TK302 was back in-service after an hour from returning to the station.

April 24 (B) – Hazardous Condition – 9412 El Rey Blvd

[Engine 303] E303 was dispatched to a Hazardous Condition. Upon arrival, witnesses reported that the patient was attempting to perform a "hibachi fire show" when the flames and or fuel ignited his clothes. An attendee pushed him into a nearby pool. Unaware of the specific circumstances that led to the flash fire, E303 rendered medical care. Once Medic 32 arrived, E303 assisted MED32 with medical care until MED32 cleared E303.

[Battalion 302] BAT302 responded to a call with E303. Upon arrival, they had a patient needing to go to the hospital and EMS needed three Firefighters to go with them. BAT302 followed the ambulance and picked up the Firefighters at the hospital. BAT302 cleared the call after returning to District.

Aid Responses

Austin
Travis County ESD #1
Pflugerville – TCESD #2
Manchaca – TCESD #5
Lake Travis FR – TCESD #6
Pedernales – TCESD #8
Westlake – TCESD #9
CE-Bar – TCESD #10
Travis County ESD #11
Manor – TCESD #12
Hays County

Total

April	
Received	Given To
30	18
0	0
0	0
0	0
2	3
0	2
8	0
1	1
0	0
0	0
0	0
41	24

2025	
Received	Given To
92	92
0	0
0	0
0	0
8	14
0	6
52	8
3	3
0	0
0	2
0	0
155	125

Operations

Unscheduled OT Hours
Sick and Vacation Hours Taken
Injuries
Injuries Lost Time Hours
Volunteer Hours Contributed

April	2025
522	1,930
692	2,963
1	1
98	105
13	66

Special Projects Status

- We participated in the SAFE-D First Tuesday event on May 6 and spent time checking in with many legislators' offices to help keep filed bills supportive of ESDs moving forward.
- We had three new hires begin working with us this month: two on May 12 and one on May 19.
- Our Awards Banquet remains scheduled for the evening of Saturday, June 7, at Pecan Springs Ranch (in our District on Derecho Drive off of Highway 290).

Our 90th percentile response travel time this month was 8:44.

Our 50th percentile (median) response travel time this month was 4:58 for all incidents.

Our average response travel time this month was 5:16.

